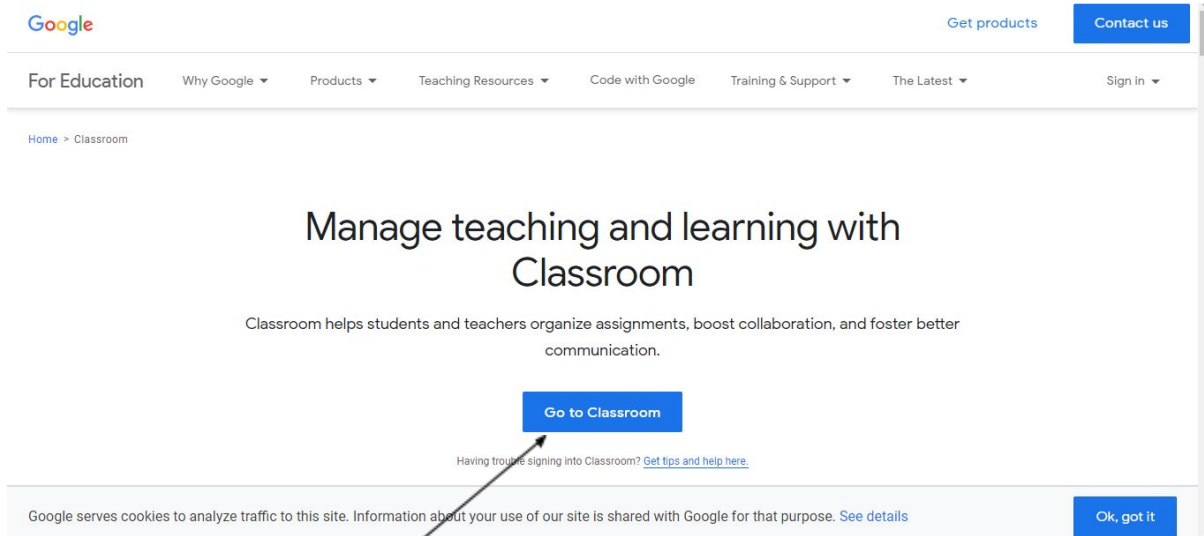


How to log onto Google Classroom

1. Using your internet browser (Google Chrome will work best for this), go to <https://classroom.google.com> You may be directed to log into an account instead of reaching the classroom screen. If you reach the screen, skip to STEP 3.




Click Here

2. You must be logged in to your child's @hmpalearner.org.uk account in order to access any Google classroom. Click "Sign In" in the top right hand corner if you currently are not signed into any google account.

If you are on another Gmail account, you will need to sign out of it and log in with your child's @hmpalearner.org.uk account.

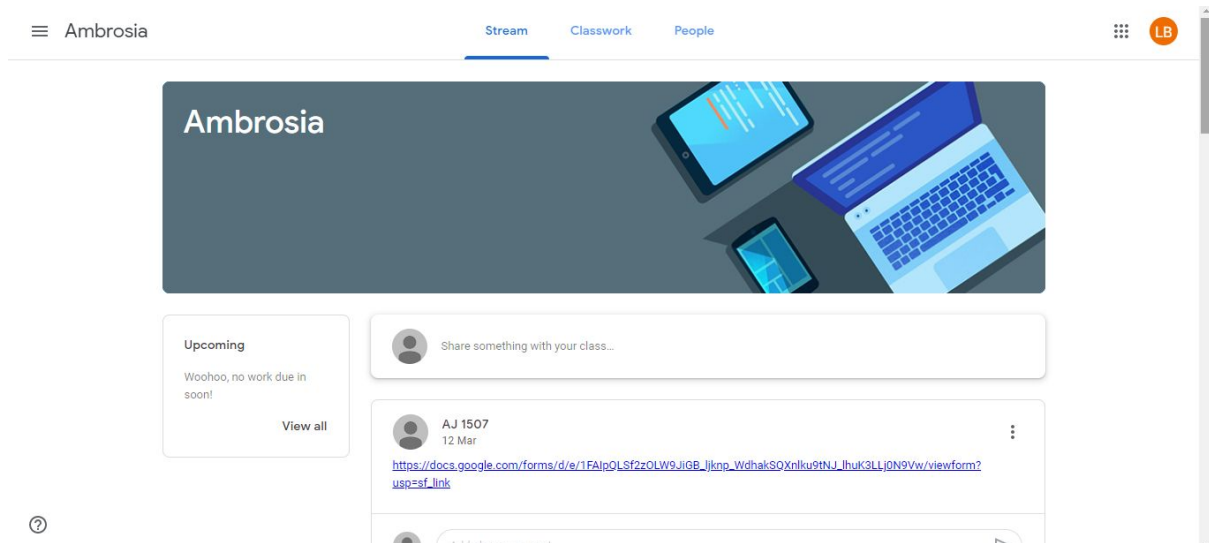
Your child's username and password will be provided once you have contacted the class teacher. Your child may be prompted to change their password when they login. Please ensure that this is something memorable and written down somewhere as we will not have access to this once it has been changed.

- Once you have logged in, you should see your child's class. Click on the name of your child's class.



?

- On the Stream, you will find activities and work set by the class teacher. These could be links to websites, links to slides or word, PDF or other documents. Your child has been provided a book to do their work in so this is where they should record what they have completed.



?

DID YOU KNOW...

There is a Google Classroom App on the Google App Store!

Just download it and use your child's login to sign into the app and they can access all of the same materials seen on the desktop version!

Google Play Search

Categories Home Top charts New releases

My apps Shop

Games Family Editors' Choice

Account Payment methods My subscriptions Reviews Buy gift card My wishlist My Play activity Parent guide

Google Classroom

Google LLC Education 4.4 ★ 132,096

PG-13 You don't have any devices

Installed

Google Classroom

Apparel

Capitola